



IN-PLACE®

DEPOSITION AID AND DRIFT MANAGEMENT AGENT



PRINCIPAL FUNCTIONING AGENTS:

Modified Vegetable Oil, Aliphatic Mineral Oil, Amine Salts of Organic Acids, Aromatic Acid.....	100%
--	------

% By Wt.

CA Reg. No. 2935-50169

WA Reg. No. 2935-01003
EPA Est. No. 2935-TX-2

KEEP OUT OF REACH OF CHILDREN



WARNING

May cause an allergic skin reaction.

PRECAUTIONARY STATEMENTS

Avoid breathing mist or spray. Contaminated work clothing must not be allowed out of the workplace. Wear rubber or chemical-resistant gloves. Wash thoroughly with water after handling.

FIRST AID	
If on skin:	Wash with plenty of water. If skin irritation or rash occurs: Get medical attention. Wash contaminated clothing before reuse.
Have the product container with you when calling a poison control center or doctor, or going for treatment. You may also contact EMERGENCY TELEPHONE NUMBERS:	
(800) 424-9300 CHEMTREC (transportation and spills)	
(800) 222-1222 POISON CONTROL CENTER (human health)	
(888) 426-4435 ASPCA (animal health)	

Do not use this container or equipment contaminated with this product as a container for water to be used for domestic purposes, feed or food stuff.

NOTE: When using chemical mixture that has not been used before with IN-PLACE® always try a small sample mix before making a full batch. Different adjuvants in the chemicals and salt in some water can cause flocking or excess thickening. If this occurs, then add ammonia or R-11® up to a 1% concentration to achieve desired consistency.

Follow mixing procedures, dose rates and cautions on all chemical labels.

GENERAL INFORMATION

IN-PLACE is specially formulated for use with conventional spray mixtures in agriculture, forestry, roadside, industrial, non-crop, turf, golf course and ornamentals. IN-PLACE is a deposition and retention agent that reduces the number of driftable fines (<100 microns), and increases the spray droplet Volume Median Diameter (VMD). This effect results in a more uniform spray droplet size which increases coverage and deposition on the target surface.

NOTE: IN-PLACE does not replace the need for additional adjuvants/surfactants in the spray mix. IN-PLACE may loosen dried spray materials in the tank allowing them to deposit in the strainer or nozzle bodies.

DIRECTIONS FOR USE

Mix the IN-PLACE and EMULSIFIABLE CONCENTRATE or AQUEOUS SOLUTION together; 1 part IN-PLACE to 4 parts chemical. Add to the total volume of water. (If some water is required for mixing with the emulsifiable concentrate or aqueous solution, DO NOT USE MORE THAN 1 quart of water on a per acre basis for the premix.)

Mix the WETTABLE POWDER, SOLUBLE POWDER, LIQUID FLOWABLE or SOLUBLE BAG in the total volume of WATER. Add the IN-PLACE last; 2 ounces IN-PLACE to 1 pound or 1 quart of chemical.

Combinations of Emulsifiable Concentrates and/or Aqueous Solutions with Wettable Powders, Soluble Powders, Liquid Flowables, and/or Soluble Bags: Put any powder or liquid flowable formulations into 1/3 to 1/2 of the spray mix. Agitate until a suspension is achieved. Premix the IN-PLACE and the Emulsifiable Concentrate and/or Aqueous Solution together. Add the premix last to the total volume of water and suspended powders. Always try a small sample mix before making a full batch.

When mixing multiple-loads at one time, RE-BLEND BEFORE EACH LOAD IS DRAWN OFF.

Small Mixes in Closed Systems: Put required amount of IN-PLACE in the can opener portion. Add the emulsifiable concentrate or aqueous solution to IN-PLACE and flush the premix into closed mixing tank.

Large or Multiple Loads in Closed Systems: Keep the initial water to a maximum of 1 quart on a per acre basis in the closed mixing tank. Add all of the emulsifiable concentrates or aqueous solutions to the closed mixing tank, followed by the required IN-PLACE. BLEND VERY LIGHTLY and add to the total volume of water. If a thick or lumpy load occurs from over-agitation or the wrong rate of IN-PLACE, add HOUSEHOLD AMMONIA or a 1% concentration of R-11® nonionic surfactant through the agitation system to break the condition and continue with normal spray activities.

FOR PESTICIDES THAT PERMIT THE USE OF AN ADJUVANT/SURFACTANT AT A HIGHER RATE, FOLLOW INSTRUCTIONS ON THAT PESTICIDE LABEL. HOWEVER, DO NOT ADD ADDITIONAL ADJUVANT/SURFACTANT AT A RATE WHICH EXCEEDS 5% OF THE FINISHED SPRAY VOLUME. Use caution at the higher application rates. When applying to a sensitive crop, first treat a small area to determine if there may be adverse effects on the crop.

FOR AQUATIC USE: IN-PLACE can be used with labeled aquatic products. Do not exceed 1 quart of IN-PLACE per surface acre of water.

Not for Aquatic Use in Washington.

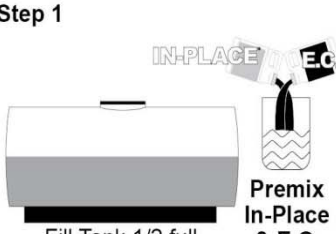

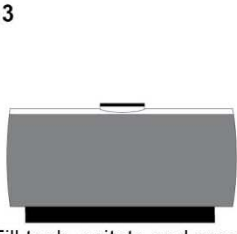

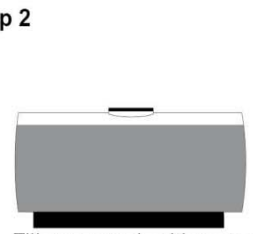
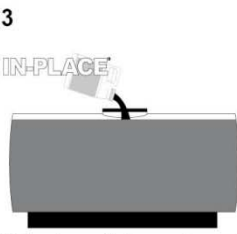
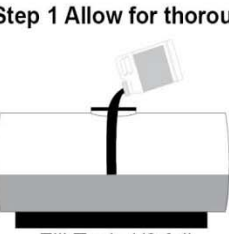
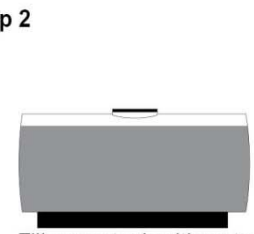
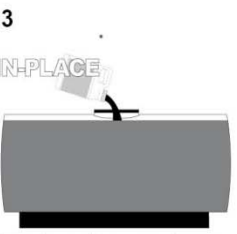
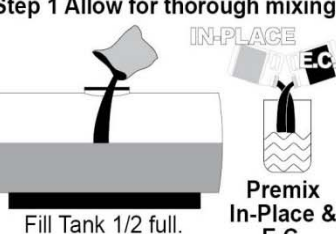
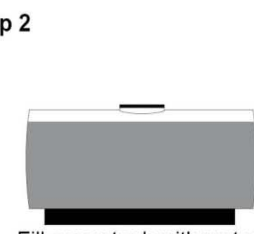
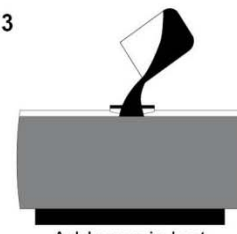
USE RESTRICTIONS

Not for Aquatic Use in Washington

MIXING PROCEDURES AND RATES

EC (Emulsifiable Concentrates) AS (Aqueous Solutions)	Premix with IN-PLACE then add to the spray mix.	4 ounces of IN-PLACE per 1 pint of EC or AS.
WP (Wettable Powders) DF (Dry Flowables) WS (Water Soluble Bags)	Thoroughly mix dry materials in 1/3 to 1/2 of the spray mix. Ensure complete suspension then add IN-PLACE to the spray tank last.	2 ounces of IN-PLACE per 1 pound of dry formulation.
LF (Liquid Flowables)	Thoroughly mix the liquid flowable in 1/3 to 1/2 of the spray mix. Ensure complete suspension then add IN-PLACE to the spray tank last.	1 ounce of IN-PLACE per 1 pint of Liquid Flowables.
Tank Mix Combinations Example (EC + DF + LF)	Thoroughly mix all DF/WP and/or liquid flowables in 1/3 to 1/2 of the spray mix. Mix until a complete suspension is achieved. Bring spray solution up to total volume and add the correct amount of IN-PLACE which has been premixed with the EC/AS.	4 ounces of IN-PLACE per 1 pint of EC/AS.

MIXING MADE EASY

E.C. & A.S. Formulations	<p>Step 1</p>  <p>Fill Tank 1/2 full of water.</p> <p>Premix In-Place & E.C. Formulation</p>	<p>Step 2</p>  <p>Add premix to spray tank.</p>	<p>Step 3</p>  <p>Fill tank, agitate and spray.</p>
Powders (DF, WDG, WSP, etc.)	<p>Step 1 Allow for thorough mixing.</p>  <p>Fill Tank 1/2 full of water.</p> <p>Add powders or flowables to spray tank.</p>	<p>Step 2</p>  <p>Fill spray tank with water and agitate.</p>	<p>Step 3</p>  <p>Fill tank, agitate and spray.</p>
Liquid Flowables (L.F.)	<p>Step 1 Allow for thorough mixing.</p>  <p>Fill Tank 1/3 full of water.</p> <p>Add liquid flowables to spray tank.</p>	<p>Step 2</p>  <p>Fill spray tank with water and agitate.</p>	<p>Step 3</p>  <p>Fill tank, agitate and spray.</p>
Combinations	<p>Step 1 Allow for thorough mixing.</p>  <p>Fill Tank 1/2 full. Add powders and flowables.</p> <p>Premix In-Place & E.C. Formulation (see step 3)</p>	<p>Step 2</p>  <p>Fill spray tank with water and agitate.</p>	<p>Step 3</p>  <p>Add premix last. Agitate and spray.</p>

SPECIAL MIXING AND RATES SECTION

Dimilin®	Add IN-PLACE to the spray solution last.	1 ounce of IN-PLACE per 1 ounce of Dimilin.
Golden Micronized Sulfur®	Add IN-PLACE to the spray solution last.	1.5 ounces of IN-PLACE per 30 pound bag of Golden Micronized Sulfur
Liquid Fertilizers	Add IN-PLACE to the spray mix last.	1 ounce of IN-PLACE per 1 pint of liquid fertilizer.
Propanil (EC)	Premix with IN-PLACE then add to the spray solution.	2 ounces of IN-PLACE per 1 pint of Propanil (EC).
Pyrethroids	Premix with IN-PLACE then add to the spray solution	1 ounce of IN-PLACE per 1 ounce of pyrethroid.
Soluble Fertilizers	Add IN-PLACE to the spray mix last.	2 ounces of IN-PLACE per 1 pound of soluble fertilizer.
Sulfonylurea Chemistry	<p>Add 1-2 quarts of R-11* per 100 gallons of mix solution, then add all the Sulfonylurea formulation to the mix solution. Mix thoroughly to ensure complete suspension of the Sulfonylurea. Add the IN-PLACE last.</p> <p>Exceptions:</p> <ul style="list-style-type: none"> a) Axiom® Add 1-2 quarts of R-11* per 100 gallons of mix solution. b) Oust® Add 1-2 quarts of R-11* per 100 gallons of mix solution. <p>*R-11 in the mix solution does not replace the need for other surfactants.</p>	<p>2 ounces of IN-PLACE per 1 acre.</p> <p>1 ounce of IN-PLACE per 1 acre.</p> <p>1 ounce of IN-PLACE per 1 ounce of Oust.</p>

<p>1 Gallon = 4 Quarts = 8 Pints = 128 Fluid Ounces = 3.785 Liters 2 Tablespoons = 1 Fluid Ounce 1 U.S. Pound = 16 Ounces = 454 Grams</p>

FOUR-TWO-ONE			
Formulation	EC	Powders	Flowables
Amount	pt.	lb.	pt.
IN-PLACE oz.	4	2	1
IN-PLACE RATES MADE EASY			

STORAGE AND DISPOSAL

Do not contaminate water, food or feed by storage and disposal.

STORAGE: Store in original container only and keep tightly sealed. Store in closed storage areas.

PRODUCT DISPOSAL: Dispose of contents in accordance with all government regulations. Improper disposal of excess pesticide, spray mixtures or rinsate is a violation of federal law. Wastes resulting from the use of this product may be disposed of onsite or at an approved waste disposal facility.

CONTAINER HANDLING: Dispose of container in accordance with all government regulations. Triple rinse (or equivalent), then offer for recycling, if available, or reconditioning, if appropriate. Alternatively, puncture and dispose of the container in a sanitary landfill, or by other procedures approved by state and local authorities. Recycling cleaned containers is the best option of container disposal. The ACRC (Agricultural Container Recycling Council) operates a national recycling program. To contact your state or local ACRC recycler, visit the ACRC web page at www.acrecycle.org.

Conditions of Sale and Limitation of Warranty and Liability:

NOTICE: Read the entire Directions for Use and Conditions of Sale and Limitation of Warranty and Liability before buying or using the product. If the terms are not acceptable, return the product at once, unopened, and the purchase price will be refunded.

ALL STATEMENTS MADE HEREIN ARE SUBJECT TO APPLICABLE LAW, AND TO THE EXTENT THERE IS ANY INCONSISTENCY OR CONTENTION, APPLICABLE LAW SHALL GOVERN.

The Directions for Use of the product must be followed carefully. It is impossible to eliminate all risks inherently associated with the use of this product. Crop injury, ineffectiveness, or other unintended consequences may result because of many different factors including, without limitation, manner of use or application, weather, combination with other products, or crop conditions. All such risks shall be assumed by Buyer and User, and Buyer and User agree to hold Manufacturer and Seller harmless from any claims relating to such factors.

Seller warrants that this product conforms to the chemical description on the label. EXCEPT FOR THIS WARRANTY, THE PRODUCT IS FURNISHED "AS-IS", AND NEITHER SELLER NOR MANUFACTURER MAKES ANY OTHER WARRANTIES, EXPRESS OR IMPLIED, WITH RESPECT TO THE SELECTION, PURCHASE OR USE OF THIS PRODUCT; SELLER AND MANUFACTURER SPECIFICALLY DISCLAIM ANY WARRANTY OF MERCHANTABILITY OR FITNESS FOR A PARTICULAR PURPOSE BEYOND WHAT IS STATED ON THE LABEL. Buyer and User accept all risks arising from any use of this product, including without limitation, uses contrary to label instructions, or under conditions not reasonably foreseeable to (or beyond the control of) Seller or Manufacturer.

Neither Manufacturer nor Seller shall be liable for any incidental, consequential or special damages resulting from the use or handling of this product. THE EXCLUSIVE REMEDY OF THE BUYER OR USER, AND THE EXCLUSIVE LIABILITY OF MANUFACTURER AND SELLER, FOR ANY AND ALL CLAIMS, LOSSES, INJURIES OR DAMAGES (INCLUDING CLAIMS BASED ON BREACH OF WARRANTY, CONTRACT, NEGLIGENCE, TORT, STRICT LIABILITY OR OTHERWISE) RESULTING FROM THE USE OR HANDLING OF THIS PRODUCT, SHALL BE THE RETURN OF THE PURCHASE PRICE OF THIS PRODUCT, OR, AT THE ELECTION OF MANUFACTURER OR SELLER, THE REPLACEMENT OF THE PRODUCT.

These Conditions of Sale and Limitation of Warranty and Liability shall be interpreted, unless otherwise required by the law of the state of purchase, in accordance with the laws of the State of California, excluding its conflicts of laws rules, and may not be amended by any oral or written agreement.

WILBUR-ELLIS® logo, Ideas to Grow With®, GOLDEN MICRONZIED SULFUR®, IN-PLACE® and R-11® are registered trademarks of Wilbur-Ellis Company LLC. ADJUVANTS Tri-Droplet™ logo is a trademark of Wilbur-Ellis Company LLC.

All other trademarks cited here are the properties of their respective owners.

F- 012716

**In Case of Emergency,
Call CHEMTREC: (800) 424-9300**

**WILBUR-ELLIS COMPANY LLC
P.O. BOX 16458
FRESNO, CALIFORNIA 93755
(559) 442-1220**

CONTENTS: 1 U.S. GALLON (3.785 Liters)