



# **PRIA Coalition Quarterly Stakeholder Meeting**

**Steve Schaible, OPP PRIA Coordinator  
U.S. Environmental Protection Agency  
Office of Chemical Safety and Pollution Prevention  
Office of Pesticide Programs**

**April 29, 2020**

# AGENDA

- Introductions
- OPP Working Remotely
- OPP Move Status
- OPP COVID-19 Response
- CATSAC Update
- PRIA Submissions, Completions, and Renegotiations
- Renegotiation Rates through FY'20 Midyear
- On-time Completion Rates through FY'20 Midyear
- PRIA Submissions by Type
- Fees Collected in FY'20 through FY'20 Midyear
- 45/90 Preliminary Technical Screen through Q2 FY'20
- Non-PRIA Fast Tracks & Notifications through Q2 FY'20
- Wrap-Up/Next Meeting Dates



## OPP Working Remotely

- OPP has been teleworking since mid-March
- Only electronic submissions through the Portal
- Challenges and opportunities in converting to fully electronic process
- Front End Processing/Workflow
  - PRIA Coding
  - 21-day screening of applications- handoff to risk manager
- Are comparison materials available electronically?
- Gold Seal letters
- These conversations and solutions have been shared with those working on the OPP IT-modernization



# OPP Move Status



## EPA's COVID-19 Response

- Staff from within AD, across OPP, and across the Agency
- Adding disinfectant products to [List N](#)
  - Effort up to now focused on amendments not requiring data review (non-PRIA)
  - Next Steps: expand effort to include expedited review of new products, amendments requiring data review (PRIA)
- Temporary amendment of PRN 98-10 to address supply chain issues

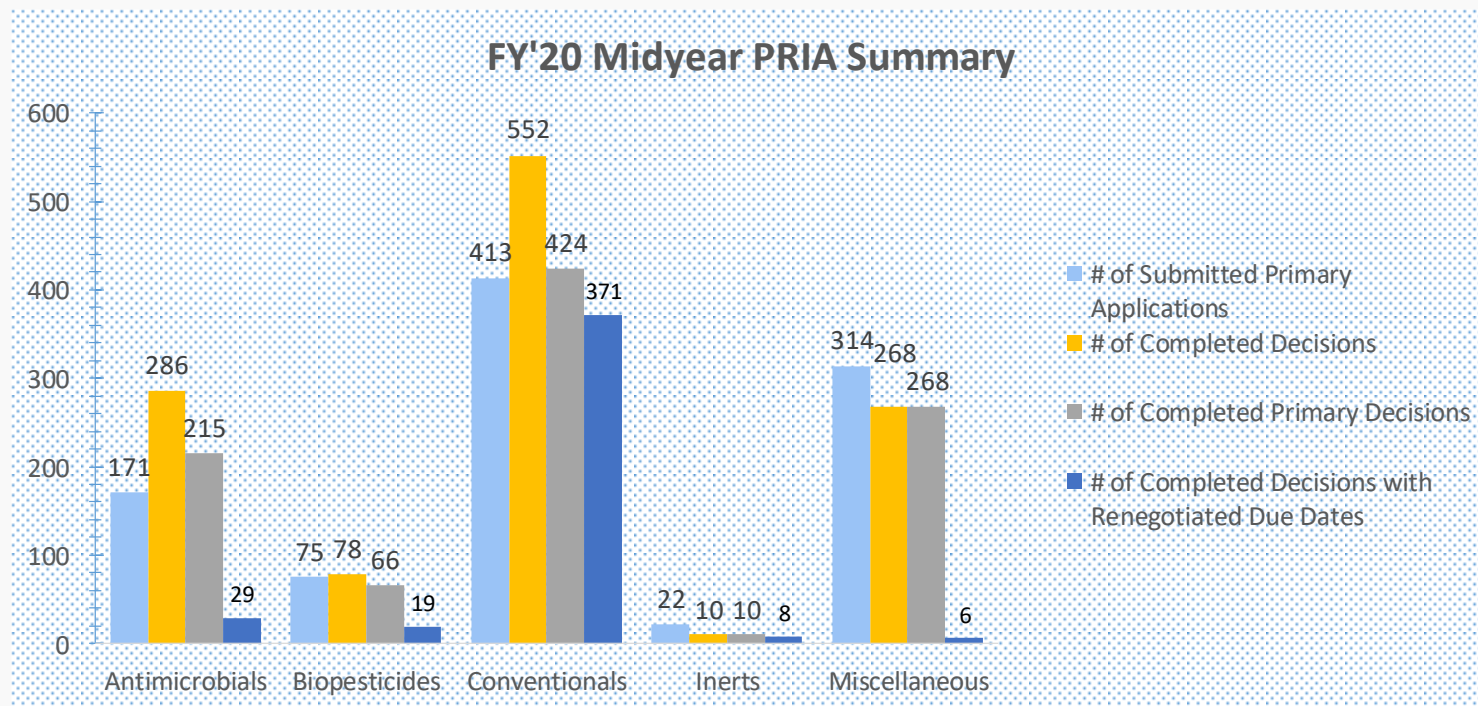


## CATSAC Update

- CATSAC summary (FY2020 through Q2):
  - 9 packages for review (AD=7, RD=2);
  - Waived/Bridged 11 studies;
  - Minimum of 77 animals saved;
  - > \$47,000 on study cost saved.
- The first M010 PRIA application was received in April
- SEP status update



# FY'20 Midyear PRIA Submissions, Completions, and Renegotiations





## Historical % of Completed PRIA Decisions with Renegotiated Due Dates

FY	Antimicrobials	Biopesticides	Conventionals	Misc.	Inerts
2012	86/333 = 25.8%	74/133 = 42.8%	235/1068 = 22.0%		
2013	73/329 = 22.2%	34/111 = 30.6%	205/1039 = 19.7%	0/562 = 0%	1/7 = 14.3%
2014	41/287 = 14.3%	30/129 = 23.2%	259/895 = 28.9%	1/575 = 0.2%	9/45 = 20%
2015	44/319 = 13.8%	28/154 = 18.2%	229/960 = 23.8%	2/622 = 0.3%	18/56 = 32.1%
2016	31/350 = 8.9%	22/151 = 14.6%	254/977 = 26.0%	2/643 = 0.3%	21/49 = 42.9%
2017	26/338 = 7.7%	22/163 = 13.5%	197/937 = 21.0%	0/544 = 0%	16/42 = 38.1%
2018	6/328 = 1.8%	40/214 = 18.7%	310/1044 = 29.7%	2/578 = 0.3%	16/35 = 45.7%
2019	82/391 = 21.0%	46/205 = 22.5%	541/854 = 63.4%	3/611 = 0.5%	24/34 = 70.6%
2020 midyear	29/286 = 10.1%	19/78 = 24.4%	371/552 = 67.2%	6/268 = 2.2%	8/10 = 80.0%





## FY'20 Midyear: On-Time Completion Rates

Type of decision	FY'19 Late Completions	FY'20 Rate of on-time Completions	FY'19 Rate of on-time Completions	FY'18 Rate of on-time Completions	FY'17 Rate of on-time Completions
<b>Antimicrobial</b>	<b>0</b>	<b>100%</b>	<b>96.1%</b>	<b>99.7%</b>	<b>99.7%</b>
<b>Biopesticide</b>	<b>0</b>	<b>100%</b>	<b>97.0%</b>	<b>100%</b>	<b>98.8%</b>
<b>Conventional</b>	<b>6</b>	<b>98.9%</b>	<b>97.5%</b>	<b>99.7%</b>	<b>98.7%</b>
<b>Inert</b>	<b>2</b>	<b>80.0%</b>	<b>82.3%</b>	<b>100%</b>	<b>95.2%</b>
<b>Misc</b>	<b>1</b>	<b>99.6%</b>	<b>99.5%</b>	<b>99.7%</b>	<b>99.8%</b>
<b>Total</b>	<b>9</b>	<b>99.2%</b>	<b>97.5%</b>	<b>99.7%</b>	<b>99.1%</b>



## FY'20 Midyear: All Stakeholder Registration Submissions by Type of Product

Type of Product	Total # of Submissions	# Paper Submissions	# CD/DVD Submissions	# of Portal Submissions	% Paper Submission	% CD/DVD Submission	% Portal Submission
<b>Conventional</b>	3,904	2,044	1	1,859	52%	<1%	48%
<b>Antimicrobial</b>	1,360	420	10	930	31%	<1%	68%
<b>Biopesticide</b>	519	84	9	426	16%	2%	82%
<b>Total</b>	<b>5,783</b>	<b>2,548</b>	<b>20</b>	<b>3,215</b>	<b>44%</b>	<b>&lt;1%</b>	<b>56%</b>



# Fees Collected in FY'20 as of 4/23/20



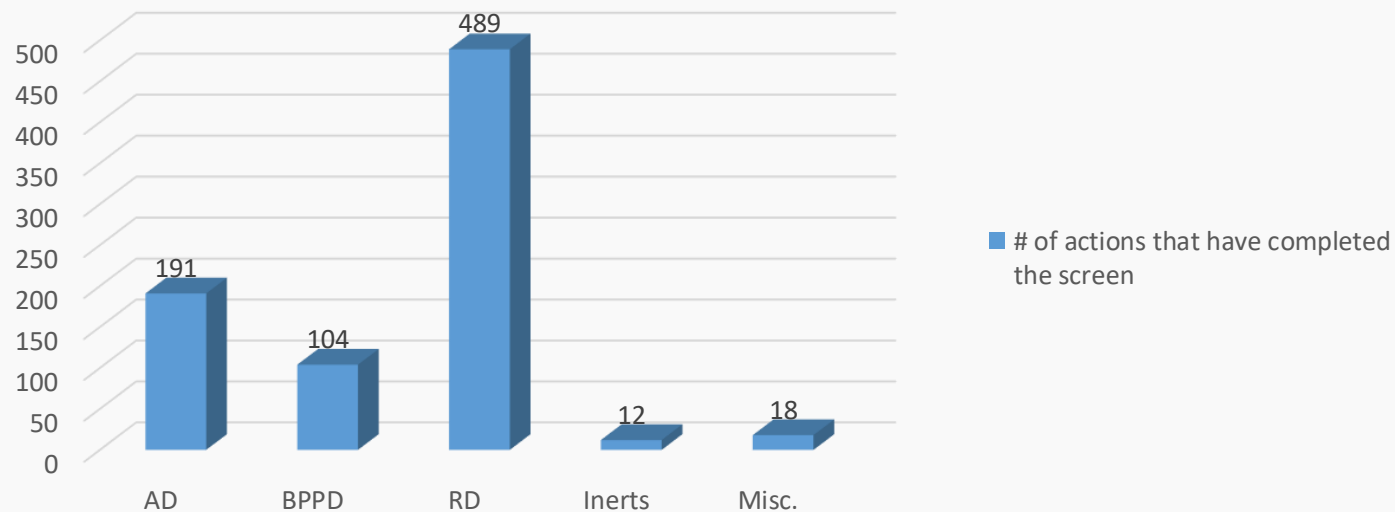
**PRIA Fees: \$10.7M**

**Maintenance Fees: \$31.1M**



# FY'20 Midyear: 45/90-day Preliminary Technical Screen

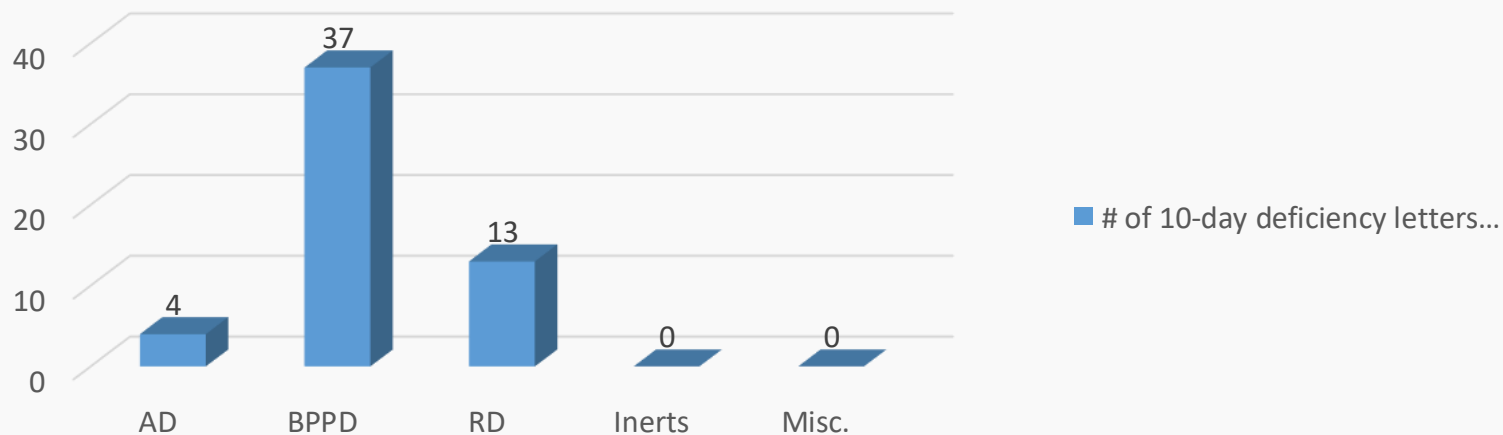
Actions That Have Completed the Screen





## FY'20 Midyear: 45/90-day Preliminary Technical Screen (*cont'd*)

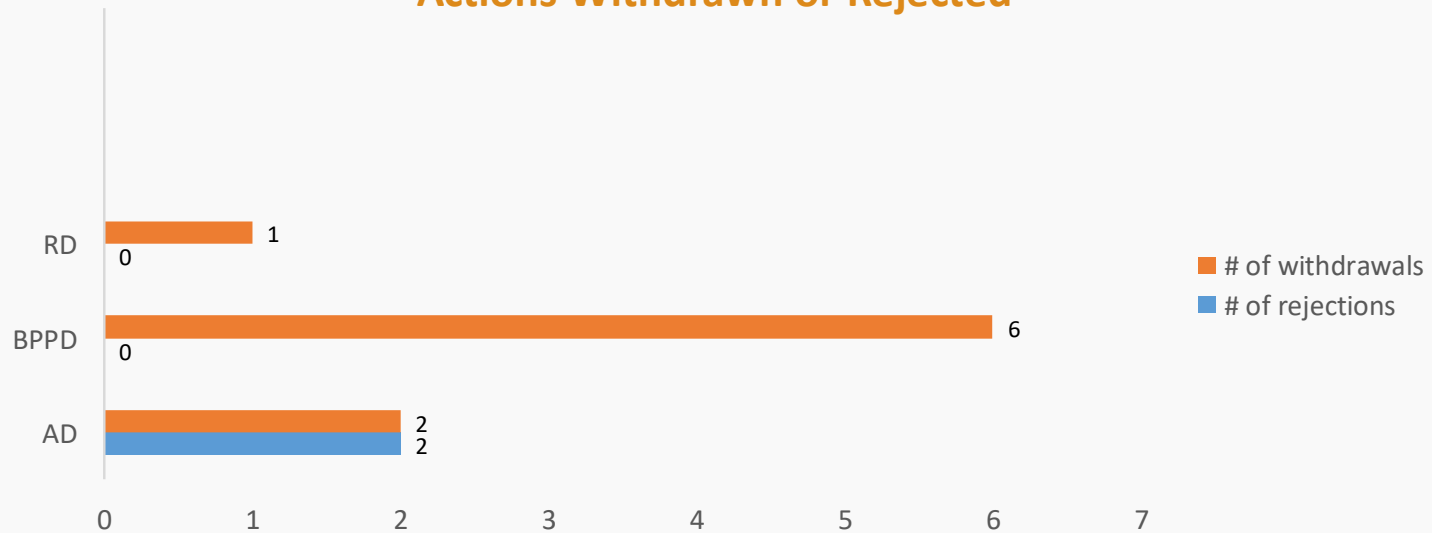
### 10-day Deficiency Letters Sent Out





# FY'20 Midyear: 45/90-day Preliminary Technical Screen (*cont'd*)

## Actions Withdrawn or Rejected





## FY'20 Non-PRIA Fast-Track Amendments & Notifications through Mid-year

Non-PRIA Activity	AD	BPPD	RD
Fast Track Amendments:			
- Completed	282	107	396
- Pending	354	136	1,071
- > 90d	227	63	894
Notifications:			
- Completed	314	29	761
- Completed-Disapproved	93	14	131
- Pending	183	39	815
- > 30d	154	32	743



## Wrap-Up

- Summary of action items and proposed topics for next meeting
- Remaining Meetings for FY'20
  - Wednesday, July 8, 2020
  - Thursday, November 12, 2020





# PRIA Points of Contact

- Steve Schaible, Senior Advisor, PRIA Coordinator:  
[schaible.stephen@epa.gov](mailto:schaible.stephen@epa.gov)
- RD PRIA Ombudsman:  
[OPP\\_RD\\_PRIA\\_Ombudsman@epa.gov](mailto:OPP_RD_PRIA_Ombudsman@epa.gov)  
[balan.aswathy@epa.gov](mailto:balan.aswathy@epa.gov)
- Diane Isbell, AD PRIA Ombudsman:  
[OPP\\_AD\\_Ombudsman@epa.gov](mailto:OPP_AD_Ombudsman@epa.gov)  
[isbell.diane@epa.gov](mailto:isbell.diane@epa.gov)
- Andrew Bryceland, BPPD:  
[BPPDQuestions@epa.gov](mailto:BPPDQuestions@epa.gov)  
[bryceland.andrew@epa.gov](mailto:bryceland.andrew@epa.gov)



# Thank You!